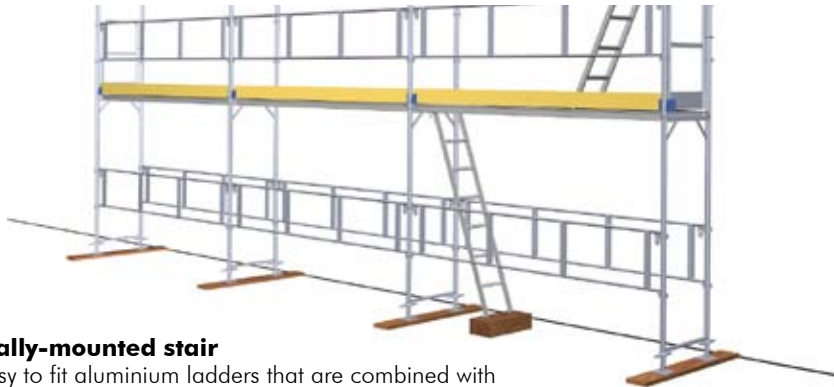


# HAKI Ram

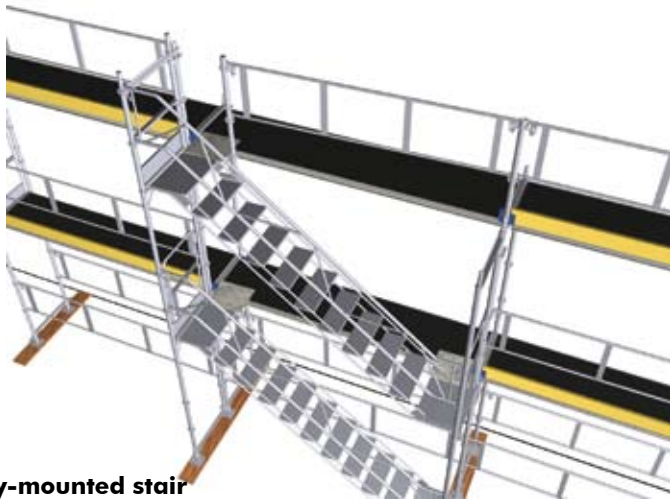
Easy to erect with few components!

HAKI Ram is unusually easy to erect. There are few basic components to make assembly simple and a complete range of accessories such as brackets and access ways to adapt the scaffolding to different types of work.



## Internally-mounted stair

With easy to fit aluminium ladders that are combined with decking and trapdoor.



## Externally-mounted stair

Provides easy access to the working level



## Offset scaffolding

Perfect for use with things like bay windows. Note the location of the wall ties.



**Base jack**  
Adjustable



**Frame, frame with toeboard and L-frame**  
G and AL



**Guardrail**  
With spring locking catch  
G and AL



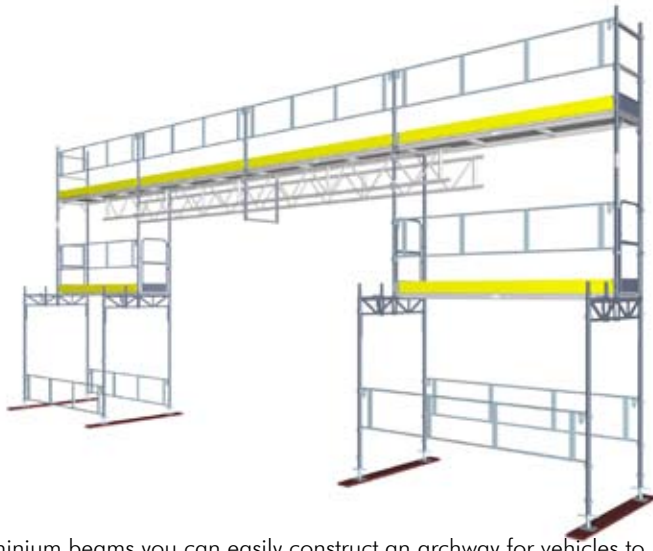
**Ladder**  
For decking unit with hatch



**Stair, handrail**  
With platform and locking  
G and AL



**Bracket 300, 700, 800**  
Jaw width 22 mm  
G



### Archway

Using aluminium beams you can easily construct an archway for vehicles to pass through. HAKI pavement frame makes it simple and safe to make a passage through or along the scaffolding. Ideal for pavements.



### Level differences

Larger differences in ground level are easy to eliminate with short frames and transom ground levels.



### Roof protection

Use a safety gate with net instead of a guardrail and you provide good protection against falling off and falling objects.



### Adaptation to various types of façade work

Internally-mounted brackets SK 300/700 are an effective way to adapt to the shape of the façade.



### Working under the eaves

With externally-mounted bracket SK 700 you can create excellent space for working under the eaves.



### Deck, deck with trapdoor

W=300 mm, 600 mm Loading class 3



### Guardrail

SKRDF with toeboard, SKRA



### Toeboard, toeboard clips



### Bracket AL 650, 700

Jaw width 22 mm  
AL



### Transom ground level, Platform locking

ULB, LSB



### Raintainer

For 20 vertical frames